




NAME _____

DATE _____



DATA AND GRAPHS

Record data with tally charts, picture graphs tables.

Example:



Draw a tally chart to show the number of ants and number of butterflies present in the picture.

Which table shows the number of butterflies and ants?

